

RAISE

SOME DOUGH



Recipe book


mary's
meals

a simple solution
to world hunger



To donate or set up
a fundraiser visit
marysmeals.org.uk





Visit our shop



Cookie cutters



Aprons



marysmeals.org.uk/shop


We're asking you to bake with love and 'Raise Some Dough' to fundraise for Mary's Meals! Your hard work in the kitchen will help us provide a daily meal to more than 2.2 million school children in some of the world's poorest countries.

We've asked some of the UK's favourite celebrities – including Stephen Fry, Ellie Taylor and Dame Joanna Lumley – to send us their tastiest recipes for you to replicate at home. And why not use our Mary's Meals mug-shaped cookie cutter to bring the recipes to life!





Coinneach MacLeod's Empire Biscuits



For a dozen biscuits, you'll need:

For the biscuit:

- 450g (1lb) plain flour
- 250g (9oz) softened butter
- 100g (3½oz) caster sugar
- 1 egg
- ½ teaspoon vanilla extract

For the topping:

- 250g (9oz) icing sugar
- 3 tablespoons milk
- Raspberry jam, for spreading
- Jelly Tots

Method

1. Cream together your butter and sugar, then mix in the egg and vanilla extract. Sift in the flour in batches and mix well until combined.
2. Lightly flour a work surface and roll out the dough to a 1cm (½”) thickness. Use a cutter on the biscuits. Place on a baking tray, leaving a bit of space between biscuits to spread. Pop in the fridge for at least an hour to firm up.
3. Preheat the oven to 160°C fan (350°F) and bake for 10 minutes, or until baked but still light in colour. Leave to cool completely on a wire rack.
4. To make the topping, place the icing sugar in a bowl and gradually mix in the milk. Spread the icing on half of the biscuits and spread one tablespoon of jam on each of the remaining biscuits. Place the iced biscuits on top of the biscuits with jam. Top each biscuit with a Jelly Tot and share!



Coinneach MacLeod from the Isle of Lewis rose to fame as 'The Hebridean Baker' on the social network TikTok.

Here, he shares his recipe for a Scottish favourite. He says: “Originally known as the Linzer Biscuit, these have become an iconic part of any Scottish teatime.

“Also popular in Northern Ireland, where they are named German Biscuits, these melt-in-the-mouth shortbread biscuits are traditionally sandwiched with raspberry jam and topped with a thick icing.

“The most important question is – what do you top yours with? A glacé cherry or a Jelly Tot? For me there is no doubt!”

Ellie Taylor's Classic Chocolate Chip Cookies

You'll need

240g plain flour
125g unsalted butter block
125g chocolate chips or chunks (milk or dark)
110g caster sugar
110g light brown sugar
1 large egg
1 tsp vanilla extract
1 tsp baking soda
½ tsp baking powder
A pinch of salt

Method

1. Pre-heat the oven to 190°C and line two baking trays with parchment paper.
2. In a large bowl, cream the butter and brown and white sugars together until they have combined.
3. Add your egg and vanilla extract and mix it all together.
4. Sift the flour into the mixture gradually and then add the chocolate, salt, baking soda and baking powder. Combine.
5. Roll out the combined mixture and use a cookie cutter to make individual cookies.
6. Place the cookies on the baking trays and make sure to leave space between each one.
7. Cook in the pre-heated oven for 10 minutes.
8. Allow cookies to cool for five minutes.
9. Tuck in and enjoy!



Ellie Taylor is a comedian and actress from Essex.

She has been a familiar face on UK television for over a decade, appearing on The Mash Report, Live at the Apollo, the comedy-drama Ted Lasso and the 2022 series of Strictly Come Dancing.

She loves a chocolate chip cookie and kindly shared this recipe with Mary's Meals.



Giuseppe Dell'Anno's

Almond Shortcrust Biscuits

To make 32 biscuits, you'll need:

370g soft wheat 00 flour (or plain flour)

120g ground almonds

200g diced unsalted butter, cold

150g icing sugar, plus extra for dusting

2 medium eggs, cold

zest of 1 unwaxed organic lemon

zest of 1 unwaxed organic orange

1 tsp vanilla bean paste (or seeds scraped off 1 vanilla pod)

1/8 tsp salt

Method

1. Place the flour and almonds in a large bowl and add the diced butter. Work the mixture by pinching the pieces of butter with the tips of your fingers to break them into very small lumps, fully coated in flour. Keep working the mixture quickly without crushing it until it resembles fine, loose breadcrumbs.
2. Make a well in the sandy mixture and add the icing sugar, egg, citrus zests, vanilla and salt. Mix the egg and sugar with your hands first, then gradually incorporate the flour mixture by scooping it up from the bottom of the bowl and folding it over, rather than crushing it together: this will create large, well separated flakes of pastry rather than a single homogeneous mass.
3. When the mixture has incorporated the eggs, turn it on to the worktop and flatten it down with the palm of your hands. It will be rather sticky, so I recommend using a scraper to handle it. Lift one side of the flattened dough with the scraper and fold it in half. Repeat the flattening and folding three to four times, or until the dough forms a roughly homogeneous mass.
4. Flatten the dough one last time, wrap it in clingfilm and chill it in the fridge for at least 30 minutes, or ideally for a couple of hours. The dough can be prepared up to two days in advance and stored in the fridge until needed.
5. When ready to bake, place two shelves close to the middle of the oven and preheat it to 160°C fan. Line two baking trays with baking paper.
6. Remove the pastry from the fridge, unwrap it and roll it to a 5mm thickness on a floured worktop. Use the pastry cutter to cut the biscuits and arrange them over the lined baking trays. Rework and roll any offcut, and cut more biscuits until you have used the whole batch of pastry.
7. Bake both trays of biscuits together for 13-15 minutes, or until the edges of the biscuits just start to turn golden. After the first seven minutes, swap top and bottom tray to ensure an even bake. Remove the biscuits from the oven and let them cool for five minutes before taking them off the baking paper and letting them cool completely on a cooling rack.
8. Decorate the biscuits with a light dusting of icing sugar once they have cooled down to room temperature.



Giuseppe Dell'Anno shot to fame after winning the 2021 series of The Great British Bake Off.


He says: "These biscuits are based on a staple Italian shortcrust recipe. In my version, delicate almonds are combined with lemon and orange zest, to make a crumbly yet snappy biscuit with a sweet and subtle tanginess.

"They are a great accompaniment to an afternoon tea, but are sturdy enough to be dunked in a caffè latte for an indulgent breakfast or coffee break.

"These biscuits can also be paired up and sandwiched with a raspberry or apricot jam filling."



Judy Murray's Scottish Shortbread



You'll need:

- 8 oz butter
- 2 oz margarine
- 2 oz cooking fat
- 6 oz caster sugar
- 4 oz cornflour
- 8 oz plain flour
- 2 oz self raising flour

Method

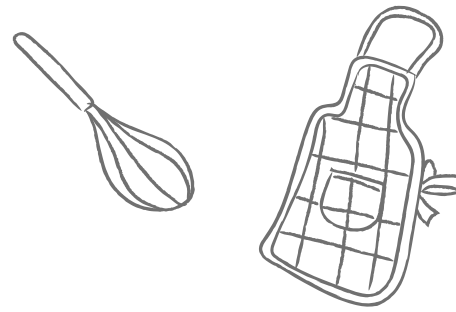
1. Mix all ingredients together – mixture will be quite wet.
2. Divide into two or three round or oblong loose-bottomed cake tins.
3. Bake in a pre-heated oven on 150°C for an hour or until lightly browned.
4. Cut into fingers while still warm and leave to cool.



Judy Murray, a long-time supporter of Mary's Meals, is a tennis coach and mother to champion tennis stars Andy and Jamie Murray.

She appeared on Strictly Come Dancing in 2014 and Celebrity Masterchef in 2020. Here, she shares her classic Scottish shortbread recipe.

Lizzie Acker's Biscuit Sandwiches



To make 10 biscuits, you'll need:

250g unsalted butter

160g icing sugar

Zest of one orange

2 egg yolks

1 tsp vanilla bean paste

325g plain flour

For the jam:

75g jam sugar

Juice of the zested orange

70g raspberries

Method

1. Zest your orange.
2. Cream orange zest, butter, sugar and vanilla bean into a mixing bowl until pale.
3. Add the two egg yolks and mix.
4. Fold in the flour.
5. The dough will be sticky. Wrap in cling film and put in the fridge overnight.
6. In a pan add the raspberries, orange juice and jam sugar, mash with a potato masher and bring to 105°C. Then take off heat and allow to set.
7. Set your oven to 160°C.
8. Roll dough out and use cutter to cut out 20 biscuits.
9. Bake for 12-15 mins.
10. Allow to cool.
11. Place a spoonful of jam on one biscuit, and place another biscuit on top.




Lizzie Acker is a baker from Liverpool who reached the quarter finals of the 2021 series of The Great British Bake Off.

Since her appearance on the programme, Lizzie and her fellow baker Freya Cox have become flatmates and are a popular pair on social network TikTok.



Stephen Fry's Lemon Biscuits



You'll need:

100g Caster sugar

130g unsalted butter
(block butter only - at room temperature)

Zest of three lemons (finely grated)


Pinch of salt

1 large egg

200g plain flour

Method

1. Place the sugar, butter, lemon zest and salt in a large mixing bowl and cream together until light and fluffy.
2. Add in a beaten egg and stir well to combine, before adding the flour and mixing to a stiff dough.
3. Place the dough on a sheet of baking paper, it will be a little sticky. Use the baking parchment to help you to form the shape of a log. Roll into a biscuit sized oblong shape, approximately 5cm in diameter and wrap up in the baking paper.
4. Place the dough in the fridge for one to two hours, until it has formed a solid block that you can slice. Or store in the fridge overnight to preparing in advance.
5. Preheat the oven to 180°C Fan/200°C and line a baking sheet with baking paper.
6. When ready to bake, remove the dough from the fridge, remove the paper and cut into 1cm slices. Alternatively roll out and use a cookie cutter. Place the biscuits onto the lined baking tray.
7. Place the tray into the hot oven and bake biscuits for 10 minutes until lightly golden. Once baked, place the biscuits on a wire rack to cool.



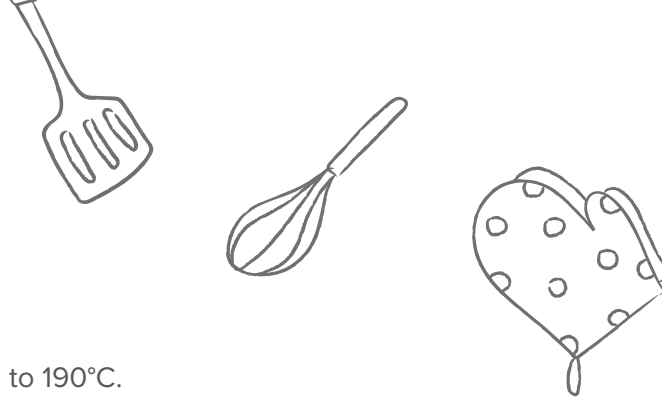
Photography by
Elliot Spencer



Stephen Fry is an actor, broadcaster and writer. Stephen is known for hosting the panel show *QI*, appearing in TV shows *A Little Bit of Fry* and *Laurie and Blackadder*, and reading the *Harry Potter* audiobooks.

Here he shares his favourite recipe for lemon biscuits.

Tamzin Outhwaite's Cherry Cookies



You'll need:

150g butter

150g plain flour

50g icing sugar

70g glacé cherries
chopped, or fresh if in
season – pips removed
and chopped up.

½ tsp vanilla essence


Pinch of salt, optional.

Chopped almonds,
optional.

Dark, milk or white
chocolate for melting
and dipping

Method

1. Preheat oven to 190°C.
2. Place butter and sugar in a large bowl and beat together until light and fluffy.
3. Add vanilla essence and beat until combined.
4. Sift in the flour and salt in batches, mixing well between each addition.
5. Stir in the cherries and mix well.
6. When the mix is quite firm, take a spoon and make even piles of mixture, depending on how big you want your cookies to be. Using a spoon, slightly flatten the mixture. You may need to dip your spoon in some water to stop it sticking.
7. Pop in the oven and bake for 8-10 minutes, or until cooked and golden brown and smelling delicious.
8. As an extra, I like to melt chocolate and dip in the cookies so half are covered in chocolate. A bit sinful but the cherries and the chocolate go so well together. You could also add chopped almonds to the tops of the cookies prior to baking. Sprinkle over generously. Or even better, melt the chocolate and then dip in the almonds!




Tamzin Outhwaite is an actress and television personality from London.

She is best known for playing Mel Owen in TV series EastEnders. Tamzin has also appeared in much-loved TV programmes including Doctor Who, Death in Paradise and New Tricks.

Tamzin says: “This is a simple recipe and one I often make with the children.”



Val McDermid's Sunday Shortbread



You'll need:

For shortbread:

140g unsalted butter,
softened

60g golden caster sugar

180g plain flour, sifted

20g ground rice

1/2 tsp ground cinnamon

1/2 tsp ground nutmeg

1/2 tsp ground cardamom
(Or you can just use 1 1/2 tsp
mixed spice)

For the salted caramel:

1 x 397g tin condensed milk

150g unsalted butter

2 tbsp golden syrup

A few drops of vanilla extract

1/2 tsp sea salt flakes


For the topping:

250g dark chocolate (or
milk if you prefer, broken
into pieces)

A pinch of salt flakes

Method

1. Preheat the oven to 180°C/350°F/gas mark 4. Line a swiss roll tin (roughly 30cm x 20cm) with baking paper.
2. Cream together the butter and sugar until light and fluffy. Mix the flour, ground rice and spices evenly. Fold this dry mixture into the creamed butter mix until it resembles breadcrumbs.
3. Tip the shortbread mixture into the tin and press flat. Bake until it's pale golden (about 15 mins).
4. While it's cooling, put the condensed milk, butter, golden syrup, vanilla extract and salt into a pan. Stir continuously till it boils then let it simmer. Keep stirring till it changes colour to caramel and starts to thicken. That should take about five minutes, maybe a few minutes longer. Let it cool a little, then pour it over the shortbread.
5. While the caramel is cooling on the shortbread, melt the chocolate and salt in a bowl over a pan of simmering water. Then pour the melted chocolate over the caramel shortbread and leave it to set in the fridge for a couple hours. Slice into bars.
6. You can store them in an airtight container if you must, but they generally don't survive for long in our house.



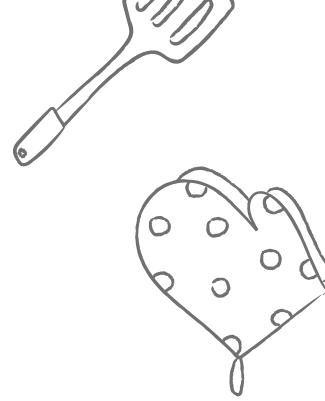
Photography by
Charlotte Graham



Val McDermid is a Scottish crime writer from Kirkcaldy. She released her first novel, *Report for Murder*, in 1987 and has since sold more than 17 million books across the world. A TV series, based on her novel, *The Distant Echo*, recently aired on ITV and STV.

Val's Sunday shortbread recipe makes 12 pieces and she describes it as 'a spiced shortbread, finished off with salted caramel and chocolate.'

Wilf Scolding's Peanut Butter Cookies



You'll need:

2 1/2 cups (318 grams) all-purpose flour
1 teaspoon baking soda
1 teaspoon baking powder
1 teaspoon fine sea salt
1 stick (110 grams) unsalted butter
3/4 cup (200 grams) peanut butter
1/2 cup (100 grams) granulated sugar
1 cup (200 grams) packed dark brown sugar
2 large eggs plus 1 egg yolk, at room temp
2 teaspoons vanilla essence
2 cups (340 grams) milk choc chunks (break up some green and blacks in a tea towel with a rolling pin)

Method

1. Preheat oven to 180°C/350°F. Line baking sheets with parchment paper.
2. In a medium bowl mix the flour, baking soda, baking powder, and salt.
3. In a large heat safe bowl, microwave the butter until melted. Stir the peanut butter into the hot butter until well combined. Add in the granulated sugar and brown sugar and stir until well combined.
4. Add the eggs and yolk, one at a time, stirring well after each addition. Then add the vanilla essence and stir in the flour mixture gradually. Stir in the chocolate chunks. Add a splash of milk if dough is a bit crumbly.
5. Divide into desired size cookies, pop on baking parchment lined trays and bake for 12 mins. Deelish!

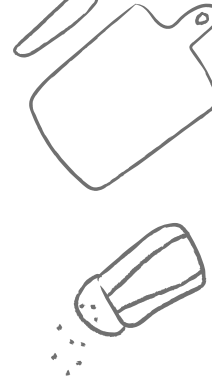


Wilf Scolding is a Welsh actor who has supported Mary's Meals for a number of years.

He played Rhaegar Targaryen in *Game of Thrones* and appeared in the blockbuster film, *Fantastic Beasts: The Secrets of Dumbledore*. Most recently he starred in the *Star Wars* TV series, *Andor*.

A keen baker, Wilf says: "Over the last few years I've really become a peanut butter man so my recipe reflects that!"

Dame Joanna Lumley's Savoury Cheese Straws



You'll need:

200g plain flour
100g butter
120g cheddar cheese
20g parmesan cheese
pinch of salt
pinch of mustard powder
pinch of black pepper
1 egg yolk

Method

1. Sift the flour in a large mixing bowl and add in the salt, black pepper and mustard powder.
2. Mix in the butter and remove all lumps.
3. Add in the cheddar and parmesan and the egg yolks.
4. Add two tablespoons of cold water and make the mix into a dough.
5. Line a baking tray with baking paper and heat the oven to 190°C/375°F/Gas 5.
6. Roll out the dough and cut into straws.
7. Cook in the preheated oven for 10-15 minutes and then leave to cool.



For those of you who prefer a savoury treat, why not try out this recipe from Dame Joanna Lumley.

An award-winning actress, she has starred in *On Her Majesty's Secret Service*, *Paddington 2*, *The New Avengers*, and of course *Absolutely Fabulous*.

She says she is not one for biscuits or cookies, but she was delighted to share this tasty cheese straw recipe, for those without a sweet tooth.





It costs just **£15.90**
to feed ~~a child~~ **two**
children for a whole
school year!

Mary's Meals is a simple idea that works. By providing a nutritious meal every school day, Mary's Meals encourages chronically poor children to the classroom where they can gain an education that provides an escape route from poverty.

And we have some great news! Give until 31 January 2023 and your donation will be doubled by a group of generous supporters, up to £1.5 million – meaning we can reach even more hungry children with a life-changing school meal.

Because of our low-cost approach, it costs just £15.90 to feed a child with Mary's Meals every school day for a year. And this winter, your donation of £15.90 will feed two children!

Turning your goodies into a fundraiser

Once you have used our cookie cutter to bake your favourite recipe, why not hold a bake sale in your community or share your delicious goodies with friends or family to raise money for Mary's Meals.



To donate or set up a fundraiser visit
marysmeals.org.uk

